

# Acoustic-Grilles Technical Datasheet

Style: D



... when it matters!

## Key features

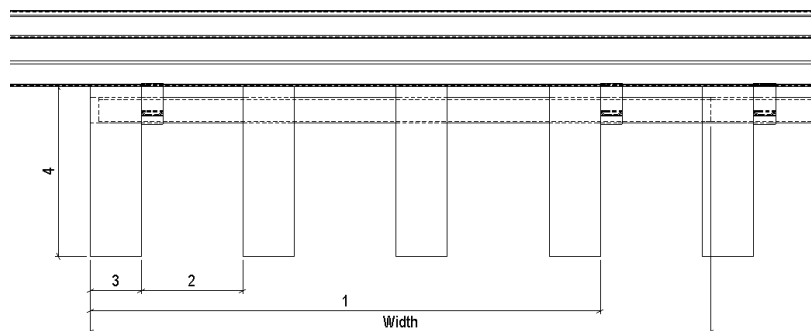
- Interior application
- Pre-assembled grille-elements connected with aluminum dowel
- Option with MDF core
- Lightweight option available
- Fire retardant and moisture resistant solutions available
- Add acoustical wool for enhanced sound absorption
- Ceiling and wall solutions available

Some options include:



## Technical properties

Element length:	500 - 2700 mm	[19.7" – 106.3"]
Element width:	varies between 300 to 500 mm (Depending on spacing [2], thickness [3] and number of slats [1])	[11.8" – 19.7"]
Slat height:	[4] 45 - 150 mm	[1.8" – 5.9"]
Slat thickness:	[3] 12 – 51 mm	[0.5 – 2.0"]
Gap between slats:	[2] varies	
Number of slats:	[1] varies	
Dowel:	12 / 15 mm [0.5" / 0.6"] Aluminum Dowel (black coloration available)	
Weight:	9 – 30 kg/m <sup>2</sup>	[1.85 – 6.15 lbs/sqft]



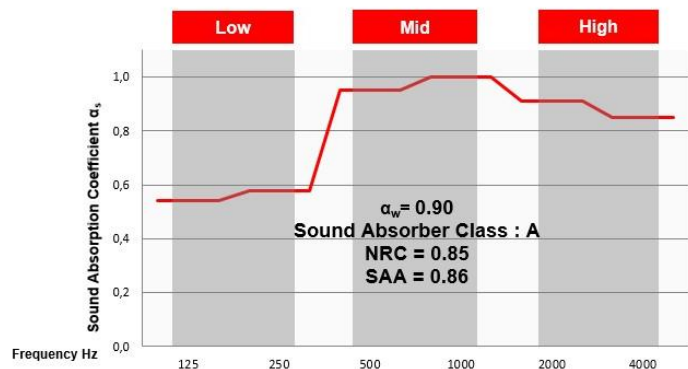
Custom sizes, shapes and configurations are available upon request.

## Surfaces

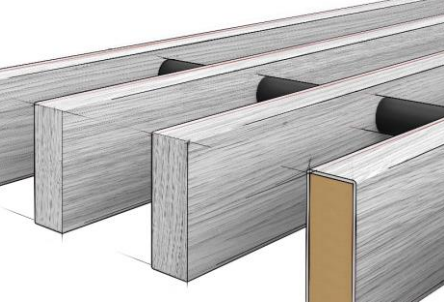
Types: Front and back with LightBeton, HPL, wood veneer (natural or stained) or custom lacquer finishes.

Finishes: Clear catalyzed water borne lacquer. Silk matte sheen. Optional sheen on request.

The height and configuration of the slats can create the acoustic effectiveness and the desired atmosphere. Sound is passed through the open areas between the slats behind the Acoustic-Grilles by means of reflection.



Our application of technical recommendations in written and spoken that we used to support the buyer/processor based on our experience, according to the current state of knowledge in science and practice, are not binding and shall not establish a legally valid contractual relationship, and no addition to obligations under the purchase contract. You do not absolve the buyer from our products for their suitability for their suitability for the intended purpose to examine themselves.



# Acoustic-Grilles Technical Datasheet

Style: D



... when it matters!

## Components

Suspension System:

Ceiling Grille should be suspended by using standard 24 mm heavy duty T-grid (Supplied by contractor)

Attachment:

Ceiling Grille may be suspended from T-grid by using Dowel Clips U or J.  
Wall Grille may be attached by Wall clips.



## Note

Grille dimensions may be restricted due to weight or may require a reinforced substructure!

Our application of technical recommendations in written and spoken that we used to support the buyer/processor based on our experience, according to the current state of knowledge in science and practice, are not binding and shall not establish a legally valid contractual relationship, and no addition to obligations under the purchase contract. You do not absolve the buyer from our products for their suitability for their suitability for the intended purpose to examine themselves.