

Acoustic-Baffles Technical Datasheet

Perforation: MR 050250V



... when it matters!

Scope of application and properties

- Excellent sound absorption
- Weight savings up to 70%
- Dimensionally stable
- Variable applicable
- Suitable for all suspended ceiling systems
- Acoustical ceiling-systems
- Design-objects

Some options include:



Internal acoustical fabric is made from environmentally friendly materials

Technical properties

Common

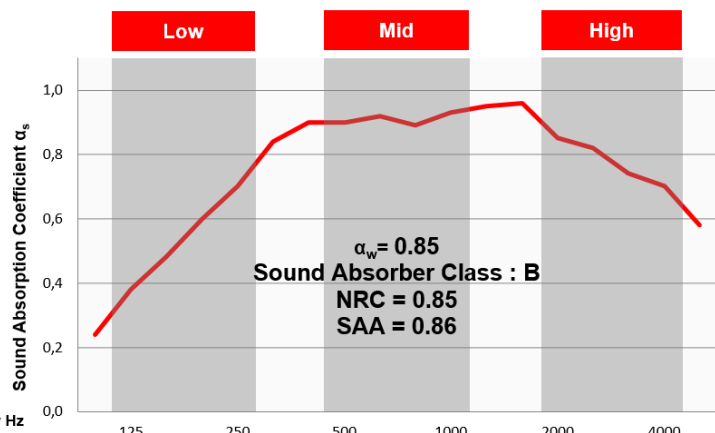
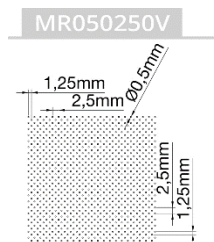
Lenght (max.):	3000 mm	[118 1/16"]	
Height (max.):	600 mm	[23 9/16"]	
Thicknesses (max.):	50 mm	[2"]	
Weight:	10 – 20 kg/m ²	[2.05 – 4.10 lbs/sqft]	depending on dimensions
Core material:	Honeycomb structure with acoustical fleece		
Frame construction:	Perimeter frame – 25 or 50 mm (Other widths on request)		
Edgebanding:	0.6 mm, 1 or 2 mm wood veneer, 1 or 2mm ABS. Groove-, rabbet and mitre millings on request		

Final dimensions can be according to architect's designation. Custom ceiling clouds and radius panels for your specific applications are available.


Surfaces

Types:	Front and back with HPL, wood veneer (natural or stained), custom lacquer finishes.
Finishes:	Clear catalyzed water borne lacquer. Silk matte sheen. Optional sheen on request.
Overlay thickness:	0.9 mm (0.5 mm veneer / 0.4 mm CPL-Layer) 0.5 mm HPL
Perforation:	Microperforation 0.5 mm – up to 319,201 holes per m ²
Open perforated area:	6.3 %

High rooms with wide ceiling areas offer an ideal starting point for optimizing room acoustics with baffles. The sound that hits the baffles is mostly absorbed and the remaining sound energy is diffused and reflected by the vertical baffles. The acoustic effectiveness can be optimized depending on the width and spacing of the baffles.



Our application of technical recommendations in written and spoken that we used to support the buyer/processor based on our experience, according to the current state of knowledge in science and practice, are not binding and shall not establish a legally valid contractual relationship, and no addition to obligations under the purchase contract. You do not absolve the buyer from our products for their suitability for their suitability for the intended purpose to examine themselves.



Acoustic-Baffles Technical Datasheet

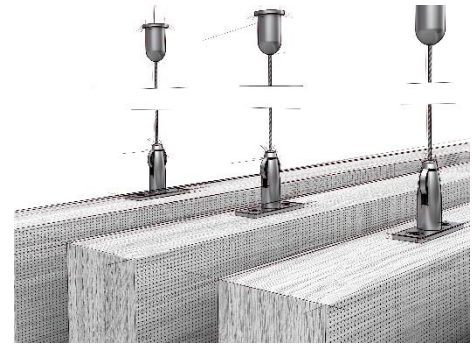
Perforation: MR 050250V



... when it matters!

Installation

Baffles can be installed easily by several types of fixation.
One way of installation would be wire rope suspension system that can be fixed easily on any existing ceiling. This installation type enables the Acoustic-Baffles to be positioned freely in the ceiling area as well as to adjust the suspension height.
Alternatively grid ceiling profiles can be used for the assembly of uniform and large-area baffle installation.



Note

All test certificates, test reports and other technical information on request.

Our application of technical recommendations in written and spoken that we used to support the buyer/processor based on our experience, according to the current state of knowledge in science and practice, are not binding and shall not establish a legally valid contractual relationship, and no addition to obligations under the purchase contract. You do not absolve the buyer from our products for their suitability for their suitability for the intended purpose to examine themselves.